

# EM PY & TN RENDZVOUS @ FRENCH COLONY



## EMA PY & TN STATE CHAPTER



— IT'S TIME TO EXPLORE —

# EM RENDZVOUS 2022

never before.. never again..

### Date

09-09-2022 Conference  
10-09-2022 Workshop

### Venue

Indira Gandhi Medical College  
and Research Institute, Pondicherry

### OUR PATRONS

DR. UDAYSHANKAR C  
DIRECTOR - IGMCR&RI

DR. RAMACHANDRA V. BHAT  
DEAN - IGMCR&RI

DR. JOSEPH RAAJESH I  
MEDICAL SUPERINTENDENT - IGMCR&RI

We are pleased to extend this invitation to you on behalf of the Emergency Medicine Association (EMA), INDIA



# WELCOME

EM TAMILNADU & PUDUCHERRY, a Conclave of the brightest minds, will be held in Puducherry under the patronage of Emergency Medicine Association (EMA), Academic College of Emergency Experts of India (ACEE), and INDUSEM. The host of this event is Indira Gandhi Medical College and Research Institute, Puducherry, in association with EMA and the ACEE, and INDUSEM.

The sessions will bring together the top healthcare professionals, physicians, and doctors from across the nation to focus on the most important topics in emergency medicine, point of care ultrasound, and emergency cardiology. We will also explore how new technological advancements are improving patient treatment outcomes in this post-COVID era.

## Thus it began...

The Union Territory of Puducherry comprises the erstwhile French colonies viz. Puducherry, Karaikal, Mahe, and Yanam. The foundation of Pondicherry was laid in the year 1673 after the “La Compagnie française des Indes orientales” was successfully obtained firman from the Qiladar of Valikondapurarm under the Sultan of Bijapur. Blossoming bougainvilleas, crumbling cathedrals on leafy boulevards, and 18th-century colonial buildings color the former French colony of Pondy, which sits on the Bay of Bengal. But it's also unmistakably Indian, with colourful festivals throughout the year, several mosques, and the Sri Aurobindo Ashram. Quiet beaches stretch north and south of town, good for swimming and sunrise strolls. Pondy is a popular weekend getaway destination from Chennai and is easy to navigate on foot or by bicycle.

**Dr. Surendar R**  
Organizing Secretary  
Under secretary Tamilnadu &  
Pondicherry State EMA





## CHIEF PATRONS

**DR.VIMAL KRISHNAN**

Principal Secretary  
EMA

**DR.MOHAMMED HANEEF**

Secretary South Zone  
EMA

**DR.MANU AYYAN**

International Liaison  
EMA

## ORGANISING SECRETARY

**DR. SURENDAR R**

Assistant Prof.  
IGMC & RI

## ORGANISING COMMITTEE

**DR. ARUN K**

Associate Prof.  
IGMC & RI

**DR. RAJESH D R**

Associate Prof.  
IGMC & RI

## SCIENTIFIC COMMITTEE

**DR. T V RAMAKRISHNAN**

Chief & Prof. SRMC, Chennai

**DR. KISHEN GOEL**

**DR. AJAI R**

## ORAGANISING TEAM

**DR. NITHYA**

**DR. ASWIN**

**DR. EZHIL**

**DR. MADHAVAN**

**DR. BALAJI**

**DR. RAMESH**

**DR. KIRAN**

**DR. AJITH**

**DR. SENKADIRAVAN**

**DR. VINOD**

**DR. FELIX FERNANDUS**

**DR. MURALI**

**DR. ABARNA**

**DR. SOWMEYA**

**DR. NANDHINI**

**DR. KEERTHANA**

**DR. GUNASEELAN**

**DR. SASIKUMAR**

**DR. BEFIN K**

**DR. GURUPARAN**

**DR. PRAVEEN**

**DR. KUMARESH**

## INTERNAL COMMITTEE

Dr O Murugesha Bharathi, Associate Professor, Forensic Medicine

Dr Ravikumar, Senior Assistant Professor, Orthopaedics

Dr Pandiamunian, Assistant Professor, Pharmacology

Dr Dinesh Babu, Assistant Professor, Pharmacology

Dr Sivaraman A, Senior Assistant Professor, General Medicine

Dr Surendran V, Assistant Professor, Community Medicine

## Highlights Of Events

- First time ever – **LIVE DEMONSTRATION OF ED THORACOTOMY**
- First time ever- **AI TECHNOLOGY SIMULATED VENTILATOR DEMONSTRATION**
- Hands-on skills workshop
- Evidence-based scientific sessions
- Dedicated separate streams on workshops for Consultants, Residents, and Paramedics
- Poster presentations
- Cutting-edge discussions on – Aviation medicine, ECMO, and more...
- Cultural fest, Banquet





# DAY 1

## CONFERENCE – STREAM 1

**Date:** 09<sup>th</sup> SEPTEMBER 2022

**Venue:** Indoor Auditorium, IGMCR & RI

### Highlights:

This program covers a wide myriad of disciplines, from comprehending fundamental resuscitation science to cutting-edge procedures and the latest developments in the field. It will assist you in providing better patient care at the bedside and enhancing clinical outcomes. You will get a scientific understanding of potential future research areas to delve into and pursue. The program also discusses ethical complexities and grey areas in the profession where it's unclear what has to be done.

### Target Audience

Faculties, doctors, and post-graduate residents working in Emergency medicine / Casualty / AE Ward.

TIME	TOPIC	FACULTY
REGISTRATION AND BREAKFAST 07:00 am to 07:30 am		
07:30 am – 07:50 am	<b>Dolor</b> A session on 'Pain management in ED'	<b>Dr. JOSEPH RAJESH I MD</b> Medical Superintendent IGMCRI, Puducherry
07:50 am – 08:10 am	<b>Air Rescue</b> A session on 'Assisting with Air Travel Medical Emergencies: Responsibilities and Pitfalls'	<b>Dr. RAHUL SINGH SARDAR MD</b> Co-Founder Director ICATT Air Ambulance Service
08:10 am – 08:30 am	<b>Blood &amp; Blade</b> A session on 'Advanced resuscitative procedures in ED – An overview'	<b>Dr. MANU AYYAN MD</b> Assistant Professor, EM JIPMER, Puducherry
08:30 am – 08:50 am	<b>The Uncharted</b> 'Wilderness medicine – A glance' A session on how to improvise care of patients with routine or exotic illnesses or trauma, limited resources and manpower, and delayed evacuation to definitive care.	<b>Dr. FRESTON MARC SIRUR MD</b> Assistant Professor, EM KMC, Manipal, MAHE
08:50 am – 09:10 am	<b>Let us learn a bit of Physics!!!</b> A session on 'Knobology of ultrasound'	<b>Dr. PRATHEEBA NATARAJAN DNB</b> Professor & Head, Anaesthesiology IGMC&RI, Puducherry
09:10 am – 09:30 am	<b>50 – 50</b> A session on 'EM Drugs That Work and Drugs That Don't'	<b>Dr. KISHEN GOEL MD</b> Assistant Professor, EM Narayana Hospital - Rabindranath Tagore international institute of cardiac science, Kolkata
09:30 am – 09:50 am	<b>Hide and Seek</b> A session on 'X – Rays in ED – What, when, and how?'	<b>Dr. ARTHI DNB</b> Assistant Professor, EM SRM Medical College, Chennai
INAUGURAL FUNCTION 09:50 am – 10:30 am		
TEA BREAK 10.30 – 10.45 am		



TIME	TOPIC	FACULTY
10: 45 am – 11:05 am	<b>It is not always cord and bones!!!</b> A session on – ‘approaches to non-traumatic paraparesis in ED’	<b>Dr. PRITHVISHREE RAVINDRA MD</b> Associate professor, EM Kasturba Medical College, Manipal
11:05 am – 11:25 am	<b>Pandora's Box</b> A session on ‘Uncovering the mystery in managing a poisoned patient – A Toxidromic approach’	<b>Dr. M MOHAMED RAFI MD</b> General medicine HOD Emergency medicine Tirunelveli Medical college
11:25 am – 11:45 am	<b>The Horizon</b> Is Emergency Medicine an end specialty?	<b>Dr. DHAVAPALANI ALAGAPPAN MD</b> Clinical Director Emergency Departments Apollo hospitals, Chennai
11:45 am – 12:05 pm	<b>Order in Chaos</b> A session on – ‘Disaster Medicine and Triage’	<b>Dr. T V RAMAKRISHNAN MD</b> HOD, EM SRMC, Chennai
12:05 pm – 12:35 pm	<b>Neural Networks</b> A session on ‘Future of healthcare and AI technology in ED’	<b>Dr. DILEEP RAMAN MD</b> co-founder & chief of healthcare - cloudphysician health care
<b>LUNCH BREAK 12:35 PM – 01:15 PM</b>		
01:15 pm – 01:35 pm	<b>Beyond ACLS</b> A session on ‘Cardiac Arrest – PoCUS Integration, E-CPR, Calling the Code’	<b>Dr. VIJAYASHANKARMUTHU MD</b> Prof. of Anesthesiology Head OF EM, Govt. Kilpauk Medical college & hospital, Chennai.
01:35 pm – 01:55 pm	<b>Ace Of Spades</b> Jack of all trades, master of some - Is there a boundary for ED physicians? A session on - ‘the limitations of an ER Physician’	<b>Dr. VEMULA ANJANIPRIYA MD</b> Assistant professor, EM AIIMS, Mangalagiri
01:55 pm – 02:25 pm	<b>Time to Cut</b> A session on – ‘A glimpse of Emergency Surgical procedures in ED’	<b>Dr. ELAMURUGAN T P MS</b> Additional Professor, General Surgery, JIPMER
02:25 pm – 02:45 pm	<b>Tip of the Iceberg</b> A session on - ‘dermatological emergencies in ED and their clinical presentation’	<b>Dr. UDAYASHANKAR MD</b> Director, In-charge and Professor of Dermatology IGMC&RI, Puducherry
02:45 pm – 03:05 pm	<b>Hassle</b> A session on -Documentation, certification, and legal proceedings in ED	<b>Dr. RAJESH D.R MD</b> Associate Professor, Forensic Medicine, IGMCRI, Puducherry
03:05 pm – 03:25 pm	<b>Silence is alarming</b> A session on ‘The critically ill infant – An organized approach in ED’	<b>Dr. MIDHUN MOHAN N MD, DNB</b> Senior Consultant and Head, Department of Emergency Medicine, Kozhikode District Co-operative Hospital, Kozhikode, Kerala.
03:25 pm – 04:00 pm	<b>ToxED !!!</b> A session on advanced resuscitation in toxicology and treatment modalities	<b>Dr. GAUTHAM GANAPATHY MD</b> Dhanvanthri hospitals , Erode
<b>BANQUET DINNER</b>		



# DAY 1

## CONFERENCE – STREAM 2

**Date:** 09<sup>th</sup> SEPTEMBER 2022

**Venue:** Indoor Auditorium, IGM&RI

### Highlights:

This program increases your confidence levels when managing cardiac and respiratory arrest patients of all ages, from new-borns to adults. You will acquire skills necessary to effectively provide both basic and advanced life support for all ages. Additionally, you will learn to resuscitate trauma patients using a systematic approach. Moreover, you will learn how to recognize common life-threatening emergencies that may present in an emergency department and what basic, crucial actions must be taken to manage them.

### Target Audience

Internship doctors, Undergraduates, Medical officers, and paramedics.

TIME	TOPIC	FACULTY
07:30 am – 08:00 am	<b>Push Hard &amp; fast</b> A discussion session on Basic Life Support (BLS) and more. Enrol yourself to flex your brain and muscles as it may save someone's life.	<b>Dr. SURENDAR R MD</b> Assistant Professor, EM IGMC&RI, Puducherry
08:00 am – 09:00 am	<b>Asystole!!! What's next in the row?</b> A session on cardiac arrest and guidelines on management protocol, algorithms, and more.	<b>Dr. S PRAKASH BABU MD</b> Associate professor, EM Karpaga vinayaga medical college, Chengalpattu
09.00 am – 09.45 am	<b>Trauma: From A - Z</b> A session on a step-by-step approach to managing a victim of trauma in both pre-hospital and In facility care.	<b>Dr. DHILIPAN KUMAR MD</b> In-charge, Emergency Medicine Kovai Medical Centre & Hospitals, Coimbatore
<b>TEA BREAK 09.45 – 10.00 AM</b>		
<b>INAUGURAL FUNCTION 10:00 – 10:45 AM</b>		
10:45 am – 11:45 am	<b>The PAT Triangle</b> A session to familiarise yourself with paediatric resuscitation and life support guidelines to sharpen your knowledge and clinical skills	<b>Dr. AJAI RANGASAMY MD</b> Consultant, EM Kovai Medical Center & Hospitals, Coimbatore
11:45 am – 12:45 pm	<b>The wheels on the bus!!!</b> A session on frequently encountered emergencies in paediatrics	<b>Dr. THIAGARAJAN SRINIVASAN MD</b> Senior Assistant Professor, Paediatrics, IGM&RI
<b>LUNCH BREAK 12.45 PM – 01.30 AM</b>		
01.30 pm – 03.30 pm	<b>All you need is here!!!</b> A detailed session on diagnosis and treatment of life-threatening medical emergencies and frequently encountered clinical conditions  <b>Acute Coronary Syndrome</b> <b>Dr. RAM KIRUBAKAR THANGARAJ MD</b> Senior Resident EM, Vellamal hospital, Madurai  <b>Stroke</b> <b>Dr. P T KUMARESH MD</b> Assistant Professor, EM Karpaga vinyaga Medical college Chennai	<b>Anaphylaxis</b> <b>Dr. GURUPARAN MD</b> Assistant Professor Saveetha Medical College, Chennai  <b>Seizures and Status epilepticus</b> <b>Dr. MANOJ KUMAR MD</b> Consultant, EM Liberty Hospital, Vijayawada, AP  <b>Bites and Stings</b> <b>Dr. BEFIN K MD</b> In charge Cum Assistant Professor, EM Sree Mookambika Institute of Medical Science, Kanniyakumari
<b>TEA BREAK</b>		



## DAY 2

### BASIC WORKSHOP – STREAM 1

**Date:** 10<sup>th</sup> SEPTEMBER 2022

**Venue:** IGM& RI

#### Highlights:

Emergency physicians should treat any patient who walks through the door at any. So, they ought to be adept at quickly handling any emergency. In this program, you will learn how to diagnose a patient with massive haemothorax, use ultrasound to detect cardiac tamponade and other life-threatening emergencies, adjust the ventilator settings based on the patient's lung mechanics and more.

#### Target Audience

Postgraduate students, Internship doctors, Undergraduates, Medical officers, and paramedics.

#### SKILL STATIONS

**BREAKFAST 07:00 am to 07:30 am**

**BREAKFAST 07:00 am to 07:30 am**

#### From the atmosphere to alveoli - Basic Airway

A hands-on session on the management of airways in an adult victim.

#### Beyond Manual breaths - Basic Ventilation

A starter course with an interactive session on basics of ventilation and modes, a case-based approach on ventilator settings in ER with demonstration

#### Life Line & Close - Pheripheral IV access & Suturing

A hands-on session on the lifesaving procedure – Securing an IV line and more.

A hands-on session on basic suturing techniques.

#### How to see the big red pump 10 inches below the throat - USC

A hands-on demonstration session on the basics of ultrasound and basic screening modalities (E-FAST, ECHO & Lung)

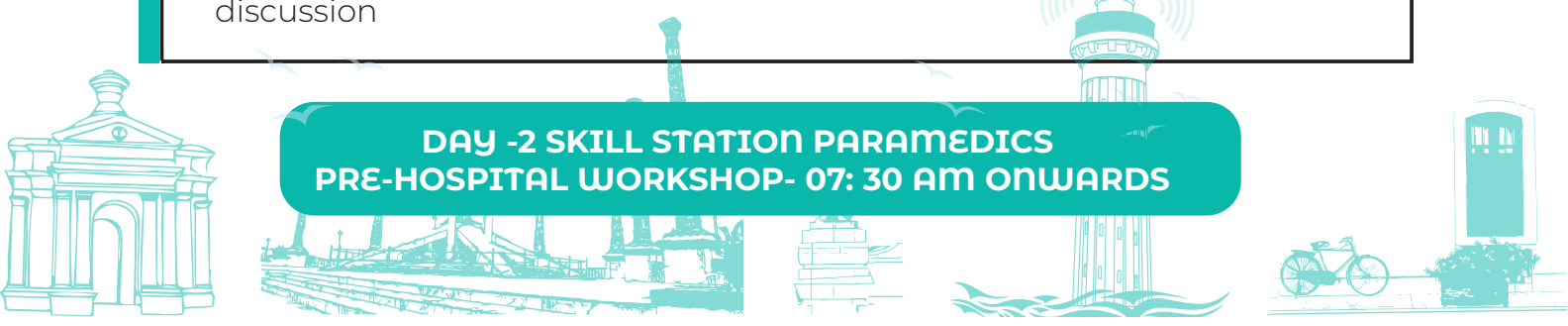
#### Collision!!! What to do next? - Basic Trauma Life Support

A hands-on training session on managing a trauma victim and splints

#### Interpret me! - Basics of ECG

An interactive session on interpreting an electrocardiogram and discussion

**DAY -2 SKILL STATION PARAMEDICS**  
**PRE-HOSPITAL WORKSHOP- 07: 30 AM ONWARDS**





## DAY 2

### ADVANCED WORKSHOP – STREAM 2

**Date:** 10<sup>th</sup> SEPTEMBER 2022

**Venue:** IGM& RI

#### Highlights:

This program offers you a comprehensive understanding of many crucial life-saving decisions. It gives you the confidence to handle a challenging airway reflexively using less conventional airway securing methods like fiberoptic intubation. After attending this program, it will be considerably easier to obtain central venous access, perform pericardiocentesis to relieve cardiac tamponade, insert an ICD to decompress a chest after blunt trauma, etc. It also describes in detail how to use point-of-care ultrasound to check for elevated ICP by measuring the diameter of the optic nerve sheath, to look for foreign bodies that are not visible on X-rays, and to perform various other bedside ultrasound imaging procedures.

#### Target Audience

Faculty and Postgraduate students.

#### SKILL STATIONS

**BREAKFAST 07:00 am to 07:30 am**

##### **'The source of hemorrhage must be somewhere in the thorax. The heart or the lungs?' - ED Thoracotomy**

A demonstration session on ED Thoracotomy – A step-by-step taster course on the procedure and anatomy

##### **Don't wait, Cannulate - ECMO**

A demonstration session on ECMO and discussion on how to initiate and proceed ahead.

##### **'The Penumbra Zone – Beyond RSI' - AI in Ventilation**

A case-based interactive session on newer modalities of ventilation techniques advocated in ER with demonstration and discussion

##### **'Let us tube thEM – It does not end with the scopes' - Advanced Airway**

A hands-on session on advanced airway techniques including video laryngoscopes and fiberoptic intubation.

##### **Knots and ties - Air & Blood - Suturing & Splinting**

A hands-on practice session on muscle suturing and ligation techniques.

##### **The tracks to the heart - Central Venous Access**

A hands-on practice session on central venous access and invasive blood pressure monitoring

##### **The pleura and the pericardium - ICD & Pericardiocentesis**


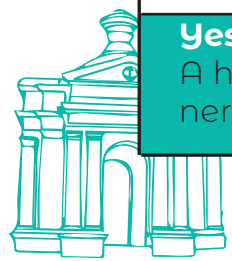
A hands-on session on lifesaving ER procedures – Intercostal drainage and pericardiocentesis

##### **My ups and downs might be the cornerstone of your diagnosis - ECG**

An interactive discussion session on what's beyond Myocardial infarction in an electrocardiogram and more

##### **Yes, you can see through!!! - Beyond POCUS**

A hands-on session on musculoskeletal ultrasound, visualization of the optic nerve, and more.





## E-POSTER PRESENTATION

### GUIDELINES FOR E-POSTER PRESENTATION

#### INSTRUCTIONS FOR PREPARING E-POSTERS

All posters accepted for EM-Rendezvous 2022 will be displayed in digital format only on high-resolution monitors. All Poster presentations will be presented in multi-media E-Posters.

Authors are requested to be at their assigned monitors for the period of time specified time. During this time authors should be available for discussion of the E-Poster. A formal presentation would be necessary (Schedule will be informed).

You will be informed of your program number as well as your monitor assignment before the meeting. However, when you arrive at the meeting, check the program to confirm the time and monitor for your presentation, in case there have been last minute changes.

#### CREATING AND DESIGNING YOUR E-POSTER

Poster size and orientation

1.All posters will be set in portrait style orientation (and all information (i.e. text, data, photos, and figures) must be designed to appear within one window/slide.

2.If you design your E-Poster in PowerPoint (PPT), All information must be appeared within ONE (1) slide only. Use Page Setup and choose Slide Size: "Custom (Width 50 cm, Height 90 cm)" with a Portrait (vertical) orientation.

3.Save your PPT into PDF format.

4.The resolution of the monitors used for e-poster presentation is 1920 x 1080 pixels and the size is 52,3 cm x 93,3 cm (in Portrait orientation). All the presenters are required to set the resolution of their e-posters the same as the monitors'.

#### Essential Information to Include on E-Poster

1. Poster should be written ONLY in English language.
2. Poster Number (on the top left corner)
3. Title of the E-Poster (should be brief and match with the submitted abstract)
4. Names and affiliations of all authors (each author to be marked with superscript Arabic number (such as 1, 2) with their corresponding institute affiliation and their addresses.
5. The logo of the affiliated institution/university should be placed on the upper left hand corner
6. Times New Roman font should be used throughout the poster with such clarity that it could be read from 1.5 meters distance. The title and subheadings should be written in bold.





## E-POSTER PRESENTATION

### E- POSTER PRESENTATION

7. Please be considerate when using colors for the presentation, keep only 2-3 colors as this would be a formal scientific poster presentation. Please select background colors that contrast well with the font to allow easier reading of your text. Avoid background with bright or dark color and full of texture as this will distract readers.
8. Make sure that any photographs or figures being used in the poster are with sufficient size so that they are clearly visible, with a minimum 300-dpi resolution. The number of photographs should be limited to only those that are essential and relevant for the poster (preferable not exceeding 4-6 photos). Do not submit any photographs or pictures that are not relevant to the text, such as cartoon characters, etc. Photographs for case report presentation should be in standard quality for all extra-oral/intra-oral photos and pre-treatment/post-treatment photos. The radiographs' view must be in good quality and have minimal distortion.
9. Graphs and tables should be well organized and the font used should be of a size that is easy to read.
10. Content of poster presentation
  - Research (Introduction, Objectives, Materials and Methods, Results, Conclusion, References and Acknowledgment).
  - Case Report (Introduction, Objectives, Case Operation Procedure, Discussion, Conclusion References and Acknowledgment).
  - Literature Review (Introduction, Literature studies, Discussion, Conclusion and References).
11. Declaration of Conflict of Interest for all authors; if there are no relevant conflicts, this must be included on the poster. (Abstract
12. Contact details (optional), so that interested delegates may contact you
13. Data must be given in units that are generally accepted in scientific publications (international metric system is preferred)
14. At the footer/bottom part of poster presentation, should be noted: Presented at: IGMC&RI, Puducherry

#### SUBMITTING YOUR E-POSTER (PDF Format Only)

1. The Committee only accepts e-poster in a PDF format only.
2. Please submit your e-poster to [emrendezvous2022@gmail.com](mailto:emrendezvous2022@gmail.com)
3. The deadline to submit your E-Poster Submission is 05 September 2022
4. Failure to submit your e-poster by the deadline would result your presentation being cancelled.

#### Exclusive banquet dinner for faculties & Post-Graduates

##### FEES PARTICULARS:

	Advanced Workshop + Conference	Basic Workshop + Conference	Prehospital Workshop + Conference
FACULTY	8000	-	-
POST-GRADUATES	5000	-	-
UNDERGRADUATES /INTERNS/MO	-	2500	-
PARAMEDICS	-	1750	1250

##### SCAN FOR REGISTRATION LINK



##### Contact us



+91 9944636634  
+91 8220032839



[emrendezvous2022@gmail.com](mailto:emrendezvous2022@gmail.com)